

PART 3

PARTICIPANTS' NOTES

Speech Pathologists
Children's Services
(Metropolitan North & East Region)

2nd Revised Edition
© The Spastic Centre • 2004

Table of Contents

Background to the Workshop	3
Expected Learning Outcomes	3
Glossary of Terms	4
Language Skills that Develop at School	5
Group Activity	6
Identifying Children with Language Problems in the Classroom	8
Group Activity	10
Case Study 1:	12
Case Study 2:	13
Case Study 3:	14
Case Study 4:	15
Case Study 5:	16
Case Study 6:	17
Strategies to Develop and Enhance Communication	18
Ideas and Strategies to Develop Expressive Language	19
Ideas and Strategies to Develop Literacy	20
References	21



continued over >



Background to the Workshop

This workshop was initially developed for a Teacher Aide Training day, coordinated by the Learning Support Teacher in the Northern cluster of Sydney. The in service aimed to provide Teacher Aides with a practical insight into the use, purpose and importance of communication in the classroom and to give some basic simple strategies that they may be able to implement in the classroom environment.

As such, the workshop was developed from experiences working with school age children and with the knowledge of the sorts of questions teacher aides often ask.

The workshop is therefore not particularly detailed in information, facts and theory and research - but rather more practical with hands on ideas.

The origins of many of the ideas are difficult to recall and although we have tried to include as many of the original handouts and references, there are some brilliant ideas whose origins we do not know.

Expected Learning Outcomes

On completion of this workshop it is anticipated that participants should be able to:

- Discuss the language needs of students in the classroom
- Become familiar with specific terminology
- Identify, share and develop classroom strategies, which may assist students in the classroom.
- Be aware of communication and its numerous components (ie speech, expressive language, receptive language, written language etc).
- Adopt some of the suggested strategies for use with their students.

Glossary of Terms

Communication:

A two way process of encoding, transmitting and decoding signals in order to exchange information and ideas between participants. Communication might be spoken, written, body language or alternative communication (eg. signing, and communication boards etc.)

Speech:

The actual production of speech. Includes articulation, voice, and fluency/ stuttering.

Articulation:

The production of speech through the movement of tongue, lips, teeth, breath and voice control - resulting in speech. eg. if someone has an articulation difficulty they may have a lisp, always substitute /f/ for /t/ or confuse the sounds in words.

Language:

The vehicle through which we communicate.

Receptive Language:

The ability to comprehend language information received. Includes knowledge of vocabulary, concepts, short term memory etc.

Expressive Language:

The ability to express one's thoughts and feelings - may be oral or written. This includes knowledge of vocabulary, syntax/grammar and sequencing skills.

Pragmatics:

The aspect of language concerned with the appropriate use of language within a communication context.

Semantics:

Underlying meaning of words and the relationship between them.

Syntax:


Rules of language that govern the arrangement and sequencing of words according to the meaning relationship among them.

Phonemic Awareness:

Awareness of and ability to manipulate the sounds in words



Language Skills that Develop at School



Dog starts with "D"



Literacy

Essay



Following one simple instruction



Receptive Language

Following instructions & understanding questions to complete an exam paper



Telling mum about school day



Expressive Language

Debating team



Taking turns in a game



Social Skills

Picking up subtle cues that your friends aren't interested



LANGUAGE SKILLS
IN THE CLASSROOM



Group Activity


Analysis of Language Skills

This activity is designed to help Teacher Aides be aware of the numerous language skills required to complete common tasks at school.

It aims to assist them to break down and identify the different language skills used and to consider what difficulties a child might be experiencing, and if they have a problem in one particular area, what implications this may have on their school performance across the board.

Years K-6 Activities	Telling News	Listening to news	Writing a blurb about news
Speech			
<ul style="list-style-type: none"> • Fluency • Articulation • Voice 	✓ ✓ ✓	✓ only to ask questions	X
Receptive Language (Comprehension)			
<ul style="list-style-type: none"> • Vocabulary / concepts • Short term memory • Sequencing information 	✓ ✓ ✓	✓ ✓ ✓	✓ ✓ ✓
Expressive Language			
<ul style="list-style-type: none"> • Vocabulary • Grammar/Syntax • Sequence of Events 	✓ ✓ ✓	✓ only to ask questions	✓ ✓ ✓
Written Language			
<ul style="list-style-type: none"> • Awareness of sounds • Letter sound correspondence • Sequencing • Spelling • Structure of writing 	X	X	✓ ✓ ✓ ✓
Social Language Skills			
<ul style="list-style-type: none"> • Pragmatics • Picking up on body language 	✓ ✓	✓ ✓	X

continued over >



Years 7-12 Activities	Reporting back about a science experiment	Listening to the instructions about how to conduct an experiment	Writing a report about the science experiment
Speech			
<ul style="list-style-type: none"> • Fluency • Articulation • Voice 	✓ ✓ ✓	✓ only to ask questions	X
Receptive Language (Comprehension)			
<ul style="list-style-type: none"> • Vocabulary / concepts • Short term memory • Sequencing information 	✓ ✓ ✓	✓ ✓ ✓	✓ ✓ ✓
Expressive Language			
<ul style="list-style-type: none"> • Vocabulary • Grammar/Syntax • Sequence of Events 	✓ ✓ ✓	✓ only to ask questions	✓ ✓ ✓
Written Language			
<ul style="list-style-type: none"> • Awareness of sounds • Letter sound correspondence • Sequencing • Spelling • Structure of writing 	X	X	✓ ✓ ✓ ✓ ✓
Social Language Skills			
<ul style="list-style-type: none"> • Pragmatics • Picking up on body language 	✓ ✓	✓ ✓	X

LANGUAGE SKILLS

IN THE CLASSROOM

Identifying Children with Language Problems in the Classroom



The following behaviours may indicate that a child has a language impairment. Use the following as a checklist:

Speech Sounds And Literacy

- Child has difficulty reading or writing
- Child mispronounces words and sounds

Receptive Language

- Child appears to be attending to communication but remembers little of what is said
- There are long pauses between a remark and the child's reply or between successive remarks by the child. It appears as if the child is searching for a response or is confused
- Child has difficulty following directions
- Child has difficulty comprehending new words and concepts


Expressive Language

- Child's language skills seem to be much lower than other skills such as mechanical, artistic or social
- Child has difficulty participating in classroom discussion
- Child has difficulty answering questions
- Child's questions often vague or inaccurate
- Child's questions often poorly framed
- Child has difficulty relating sequential events (such as giving step by step accounts of an incident in the playground)

Child has difficulty with one or more of the following:

- verb tense (walked)
- articles (a, the)
- auxiliary verbs (is)

continued over >



- pronouns (he, she)
- irregular verbs (caught)
- prepositions (on)
- word order
- irregular plurals (mice)
- Child's sentence structure seems immature or over reliant on forms such as subject, verb, object. It's unoriginal, dull
- Child's question and/or negative sentence style is immature
- Child omits small unemphasised words, such as auxiliary verbs (e.g. will, might, should) and prepositions (e.g. on, in, from)
- Child has difficulty finding correct word to use
- Child omits word endings, such as plurals (-s) and past tense (-ed)

Pragmatics And Social Skills

- Child does not seem to consider the effect of language on the listener (e.g. may be too direct or abrupt)
- Child does not alter their style of communication for different audiences and locations

Child has difficulty interpreting the following:

- figurative language (eg "pull your socks up!")
- humour
- gestures
- emotions
- body language

Child has difficulty using language socially to:

- request
- pretend
- protest
- greet
- request information
- gain attention
- respond
- share ideas/feelings
- clarify
- relate events
- entertain
- reason
- Child's comments are often off topic or inappropriate for the conversation

! *If you have ticked any of these items for the child, please contact a Speech Pathologist or someone who can help investigate the child's language difficulties further.*



Group Activity

The aim of this group activity is to stimulate discussion about the difference between two language samples of children who are of similar ages.

Both are language samples of children recounting the story of "Peter and The Cat" (S.A.O.L.A. - School Age Oral Language Assessment by Allen, Leitaio & Donovan)

The first child is a girl in Kindergarten who has delayed language skills. The second child is in Year 1 and has average to above average language skills. It is important to note the obvious differences in the children's recount - the length, vocabulary used (conjunctions, adjectives), use of past tense, syntax, sequencing and language complexity.

Peter and the Cat

Female 6yrs 3mths; Yr K

There was a boy called Peter.
He liked pets miaow, mow
He looked behind the tree and he couldn't
see then he miaowed again
and then the tree broke
and then he, he frightened... Help, help, help
and then a man was watering the garden got
a got a ladder
and helped the boy
and the cat got down and he said "Thank You"
and "where have you been? You be late"
"Mum can I keep this Kitten this cat"
"Yes"

Peter and the Cat

Female 6 yrs 10mths; Yr 1

One day a little boy named Peter liked animals. One day when he was walking home from school he heard a cat saying "meow". He didn't know where it was from. He looked behind the tree then the cat yelled louder & Peter could hear, saw where it was. Trying to be helpful he climbed up the tree. When he got to the top he was very scared. He held onto a branch so he wouldn't (keep) so he wouldn't lose his balance holding tightly on with the cat. Finally a man down the street heard Peter's call. He ran down to help him. He took a ladder & tried to help Peter get down, the cat and Peter down. Peter said "thank you" to the man still a little bit scared. He got home and told his mother. He said to his mother "Can I keep this cat please Mother?" said Peter "Yes, but next time don't try to climb up a tree if you can't see an adult to help you"





Case Study 1:

Sam, a Kindergarten child (5-6 years old), has a lot of difficulty telling news. He always tells the teacher he has forgotten his news. When he does tell news, he rarely orders the events correctly - making it difficult to follow and understand what he is talking about.

Can you suggest some strategies to assist?

Some suggested strategies:



Case Study 2:

Lauren, a Year 1 child (6-7 years old), never follows classroom instructions correctly. When the teacher gives out 2 or more instructions she usually only completes one of them and then gets into trouble as she has failed to complete the rest.

Can you suggest some strategies to assist?

Some suggested strategies:



Case Study 3:

Tom is a Year 3 child (8-9 years old). He has difficulty with the fine motor components of writing (ie he has difficulty holding a pen, forming letters and writing neatly). To complete any written tasks takes Tom a long time. Generally his work is messy, he writes less than the others and his written language is not very detailed.

Can you suggest some strategies to assist?

Some suggested strategies:



Case Study 4:

John is in Year 4 (10-11 years old) and still has difficulty using irregular past tense (e.g. " I broked the vase") and he constantly confuses "he" and "she". This is evident in both his written and spoken language.

Can you suggest some strategies to assist?

Some suggested strategies:



Case Study 5:

Brett is in Year 8 (13-14 years old) and has always had difficulty with his writing and keeping up with the rest of the class. Recently his teachers have expected him to write more in a shorter time frame, but he finds that his writing becomes too messy to read and that he spends more time trying to concentrate on his writing than on the contents of what is being written.

Can you suggest some strategies to assist?

Some suggested strategies:



Case Study 6:

Jessica is in Year 10 (15-16 years old) and has great difficulty in Science - whenever the class is completing an experiment, she finds it hard to organise her thoughts and write down exactly what happened. She also finds she has difficulty remembering and understanding many of the new terms and vocabulary presented in each class.

Can you suggest some strategies to assist?

Some suggested strategies:



Strategies to Develop and Enhance Communication

- Create a positive environment
- Create a need to communicate
- Use and create opportunities in daily routines to increase and encourage communication interactions
- Allow time for students to respond
- Expect your students to respond
- Talk to your students about what they are doing
- Focus on your student's interests
- Use open ended questions, which require more than a yes/no response
- If you need to keep your sentences simple, repeat or reword instructions

Ideas and Strategies to Develop Receptive Language

- Rephrase questions:
 - e.g. "wh" question - who is that? / what person?
 - when? / what day?
- Consider the number and complexity of instructions
- Repeat instructions
- Pause, stress and emphasise key words
- Allow time for student to respond
- Use visual cues and gestures
- Ensure the child is attending (eye contact and minimal distractions)
- Consider associated factors e.g. fatigue, hearing impairment, external distractions, anxiety or emotions that may impact on receptive language.

continued over >

Ideas and Strategies to Develop Expressive Language



1. Vocabulary/Categorising Activities

- Panic
- I Spy
- I Went to the Shops

2. Model Correct Grammatical Forms

- Child - " I drew at school"
- Teacher Aide - "Yes. You drew at school"

3. Expansion

- Child - "The tree moved"
- Teacher Aide - "Yes. The wind is making the tree move"

4. Concrete/Visual Tools to Aid Expression

- Scaffolds and plans
- Chat books
- Pictorial aids

5. Open ended questions

6. Time out just to chat

7. Barrier Games

Ideas and Strategies to Develop Literacy

- Read and discuss books
- Play word games eg Hangman, Scrabble, Boggle
- Give child a chance to determine sounds in words
- Provide opportunities to write different genres eg letters, recounts, procedures
- Use plans and scaffolds
- Use personalised dictionaries
- Use sound letter charts, magnetic letters, typewriters, computers, tape recorders
- Do phonemic awareness activities

NB. If a child is having difficulty with the mechanics of writing don't let them miss out on the language experience... use other ways e.g. computer, transcribing, tape recorders etc.



References

Books

Creaghead, Newman & Seard (1989) *Assessment and Remediation of Articulatory and Phonological Disorders* (2nd Edition), Merrill Publishing Company, Ohio.

Owens (1991) *Language Disorders: A Functional Approach to Assessment and Intervention*, Macmillan Publishing Company, USA

First Steps: Oral Language Resource Book (1997) - Researched and developed by the Education Department of Western Australia, Rigby Heinemann

First Steps: Writing Resource Book (1997) - Researched and developed by the Education Department of Western Australia, Rigby Heinemann

Musslewhite & King-Debaun (1997) *Emergent Literacy Success: Merging technology and whole language for students with disabilities*, Creative Communicating, Park City

English Key Learning Area - Communication Interim Support Document , Board of Studies, NSW, 1997

Journals

AAC - Augmentative and Alternative Communication: International Society for Augmentative and Alternative Communication (ISAAC), Published quarterly by Decker Periodicals Inc. Canada

Seminars in Speech and Language: Thieme Medical Publishers Inc.

Other

Allen, L. Leitao, S. & Donovan, M. (1993) S.A.O.L.A. - *School Age Oral Language Assessment* (1st Edition)

The Spastic Centre of New South Wales, *The School Age Program*, Metropolitan North & East Sydney Region, Speech Pathology

